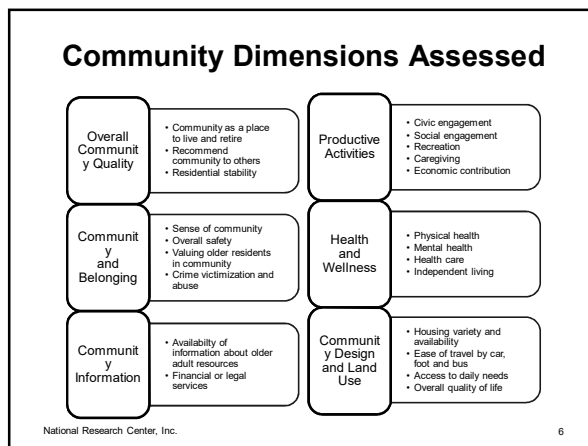
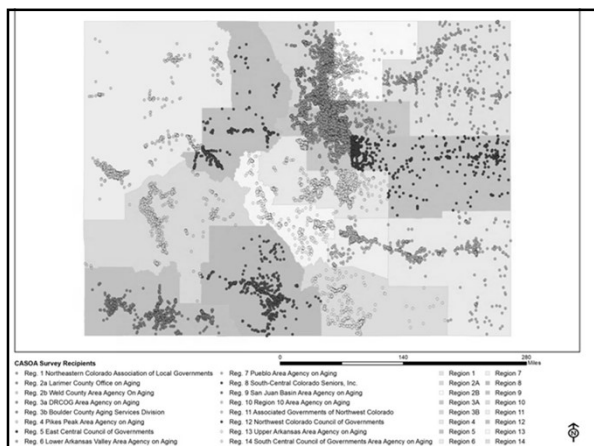
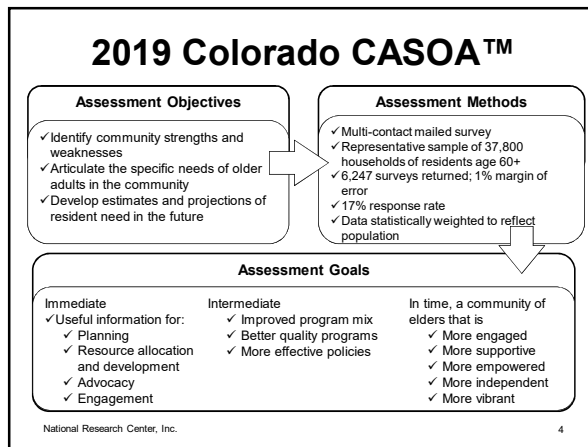
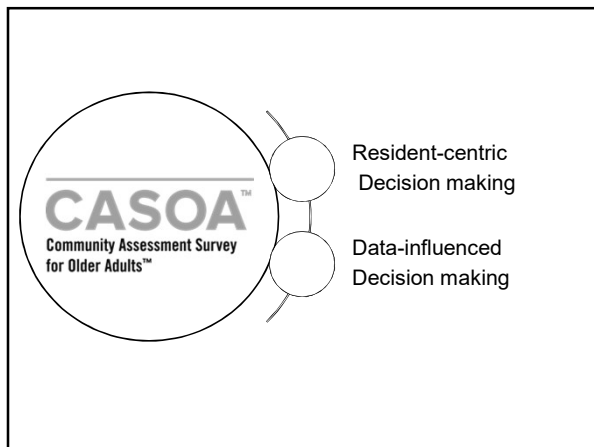


**What parts of your community foster older adult aging in place?**

- **What parts most hinder it?**





## 8 in 10

Excellent or good

- Their community as a **place to live**
- Likely to remain in their community
- Overall quality of life

Similar to the nation

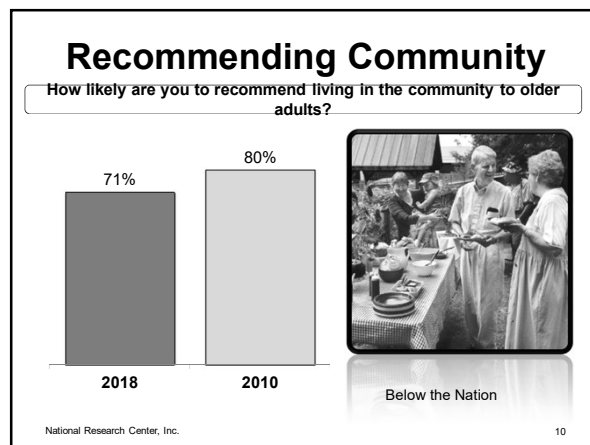
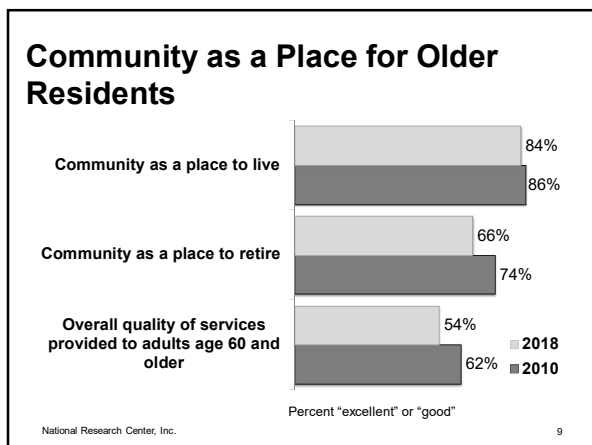
---

## 2 in 3

Excellent or good

- Place to retire**

Similar to the nation



## Community Readiness

<b>63</b> <b>Overall Quality of Community</b> Place to live and to retire Recommend community to others Residential stability	<b>52</b> <b>Community and Belonging</b> Sense of community Openness and acceptance Valuing older residents Neighborliness and safety	<b>43</b> <b>Community Information</b> Older adult resources Legal or financial planning Finding meaningful activities
<b>58</b> <b>Productive Activities</b> Civic engagement needs Social engagement needs Recreation needs Caregiver burden	<b>47</b> <b>Health and Wellness</b> Physical and mental health Health care Independent living	<b>44</b> <b>Community Design and Land Use</b> Travel by bus, car and foot Getting to places of daily activity Variety and affordability of housing

National Research Center, Inc. Scale: 0=Lowest/most negative, 100=Highest/most positive 12

## Community Livability

Top Rated Aspects	Lowest Rated Aspects
<ul style="list-style-type: none"> <li>• Opportunities to attend religious or spiritual activities</li> <li>• Opportunities to volunteer</li> <li>• Fitness opportunities (including exercise classes and paths or trails, etc.)</li> <li>• Recreation opportunities (including games, arts, and library services, etc.)</li> <li>• Overall feeling of safety in your community</li> <li>• Ease of travel by car in your community</li> <li>• Ease of getting to the places you usually have to visit</li> </ul>	<ul style="list-style-type: none"> <li>• Availability of affordable quality housing</li> <li>• Variety of housing options</li> <li>• Availability of daytime care options for adults age 60 and older</li> <li>• Cost of living in your community</li> <li>• Accessibility of long-term care options that are open and accepting toward people of diverse backgrounds</li> <li>• Ease of travel by public transportation in your community</li> <li>• Accessibility of daytime care options that are open and accepting toward people of diverse backgrounds</li> <li>• Availability of affordable quality mental health care</li> <li>• Accessibility of long term care care</li> </ul>

National Research Center, Inc. 13

### Time Trends

- Opportunities to enroll in skill-building or personal enrichment classes
- Availability of affordable quality housing
- Variety of housing options
- Availability of affordable quality physical health care
- Availability of affordable quality mental health
- Availability of preventive health services (e.g., health screenings, flu shots, educational workshops)
- Availability of affordable quality food
- Ease of travel by car in your community
- Ease of getting to the places you usually have to visit
- Ease of travel by car in your community
- Ease of walking in your community
- Availability of information about resources for adults age 60 and older

➔

Lower in 2018

- Employment Opportunities

➔

Higher in 2018

### Community Livability: Colorado Compared to the Nation

Above the Nation	Below the Nation
<ul style="list-style-type: none"> <li>• Volunteering your time to some group/activity</li> <li>• Communicating/ visiting with friends and/or family</li> <li>• Overall physical health</li> </ul>	<p>Likely to recommend living to older adults</p> <p>Sense of community</p> <p>Overall feeling of safety</p> <p>Availability of affordable quality physical health care</p> <p>Availability of affordable quality mental health care</p> <p>Availability of affordable quality housing</p> <p>Variety of housing options</p> <p>Availability of affordable quality food</p> <p>Ease of bus, rail, subway or other public transit</p> <p>Ease of getting to the places usually visited</p> <p>Cost of living</p>

## Older Adults Needs

### Top Needs

- Not knowing services available
- Your physical health
- Feeling like voice is heard
- Doing heavy/intense housework

➔

6 in 10

- Staying physically fit
- Having interesting social events or activities to attend
- Having adequate information or dealing with public programs such as Social Security, Medicare and Medicaid

➔

5 in 10

- Maintaining a healthy diet
- Maintaining your yard
- Having interesting recreational or cultural activities to attend
- Finding affordable health insurance
- Feeling depressed
- Maintaining your home
- Dealing with financial planning issues

➔

4 in 10

% minor, major or moderate problem

## Caregiving in Colorado

STATUS	#2018	#2010
Received assistance from someone	25%	17%
Provides care to anyone	44%	59%

POTENTIAL PROBLEMS*	
Feeling physically burdened by providing care for another person	22%
Feeling emotionally burdened by providing care for another person	25%
Feeling financially burdened by providing care for another person	19%

National Research Center, Inc. 18

## Slide 14

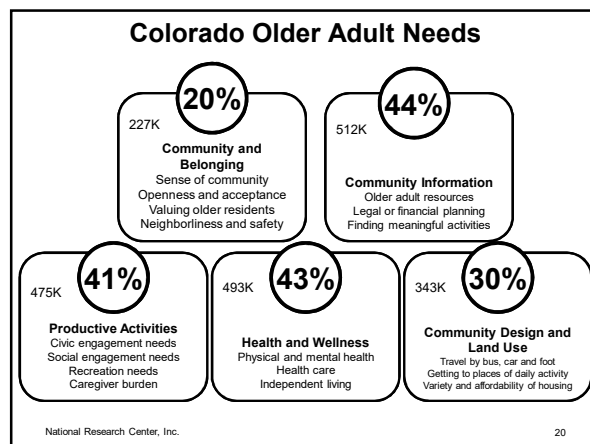
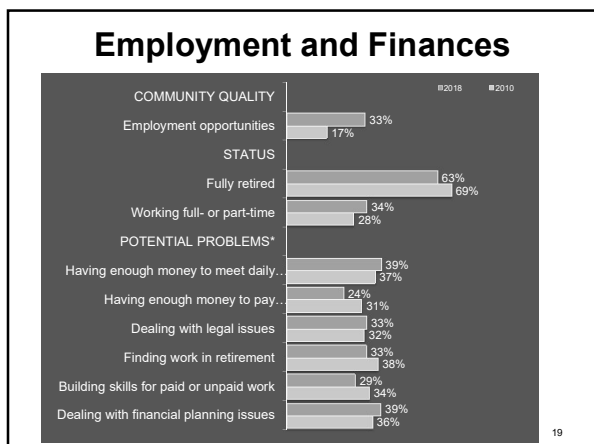
---

- MA6** Since you cover some of these needs under the next couple of slides, I didn't include them here (slide 17)  
Morgan Adams, 3/21/2017

## Slide 17

---

- MA4** Since you cover some of these needs under the next couple of slides, I didn't include them here (slide 17)  
Morgan Adams, 3/21/2017



### 2018 Comparisons

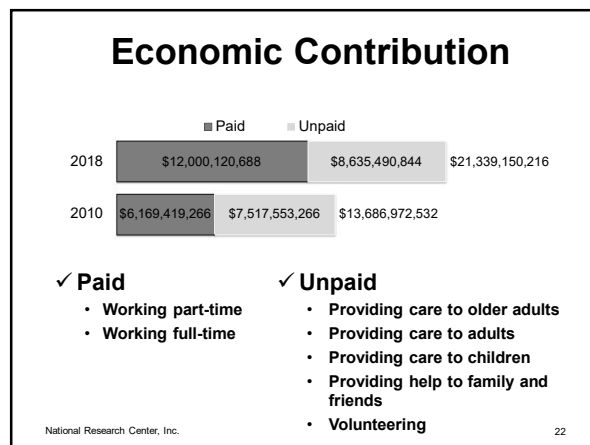
- Having friends or family you can rely on
- Getting the health care you need
- Having adequate information or dealing with public programs such as Social Security, Medicare and Medicaid

Higher need in 2018

- Having enough money to pay your property taxes

Lower need in 2018

Benchmarks: Getting the health care needed more problematic for Colorado seniors



**NRC**  
National Research Center Inc  
www.n-r-c.com

**Michelle Kobayashi, Vice President**  
Michelle@n-r-c.com

Getting the health care needed more problematic for Colorado seniors

## Slide 21

---

**MA8** Since you cover some of these needs under the next couple of slides, I didn't include them here (slide 17)

Morgan Adams, 3/21/2017