

2022 CENSUS OF GOVERNMENTS



Presented to:
Colorado Municipal League

June 17, 2021

by
Raemeka Mayo
Assistant Division Chief, Public Sector Programs

Randy Moore
Branch Chief, State and Local Finance Statistics

U.S. Census Bureau

Census of Governments Overview

- The only comprehensive source of uniform statistics on economic activity of State and Local Governments
- Follow the activity of governments over time
- Provides the Public Sector counterpart to Retail, Wholesale, Manufacturing, and Services Sectors Data that enables an Economy-wide perspective
- Same content provided annually via sample surveys rather than a census

Census of Governments

Key Components

- Organization
 - Number and Characteristics of Governments
- Employment
 - Number of state and local government employees and payroll by governmental function
- Finance
 - Revenues, expenditures, debt, cash and securities, and public pensions data for local and state governments

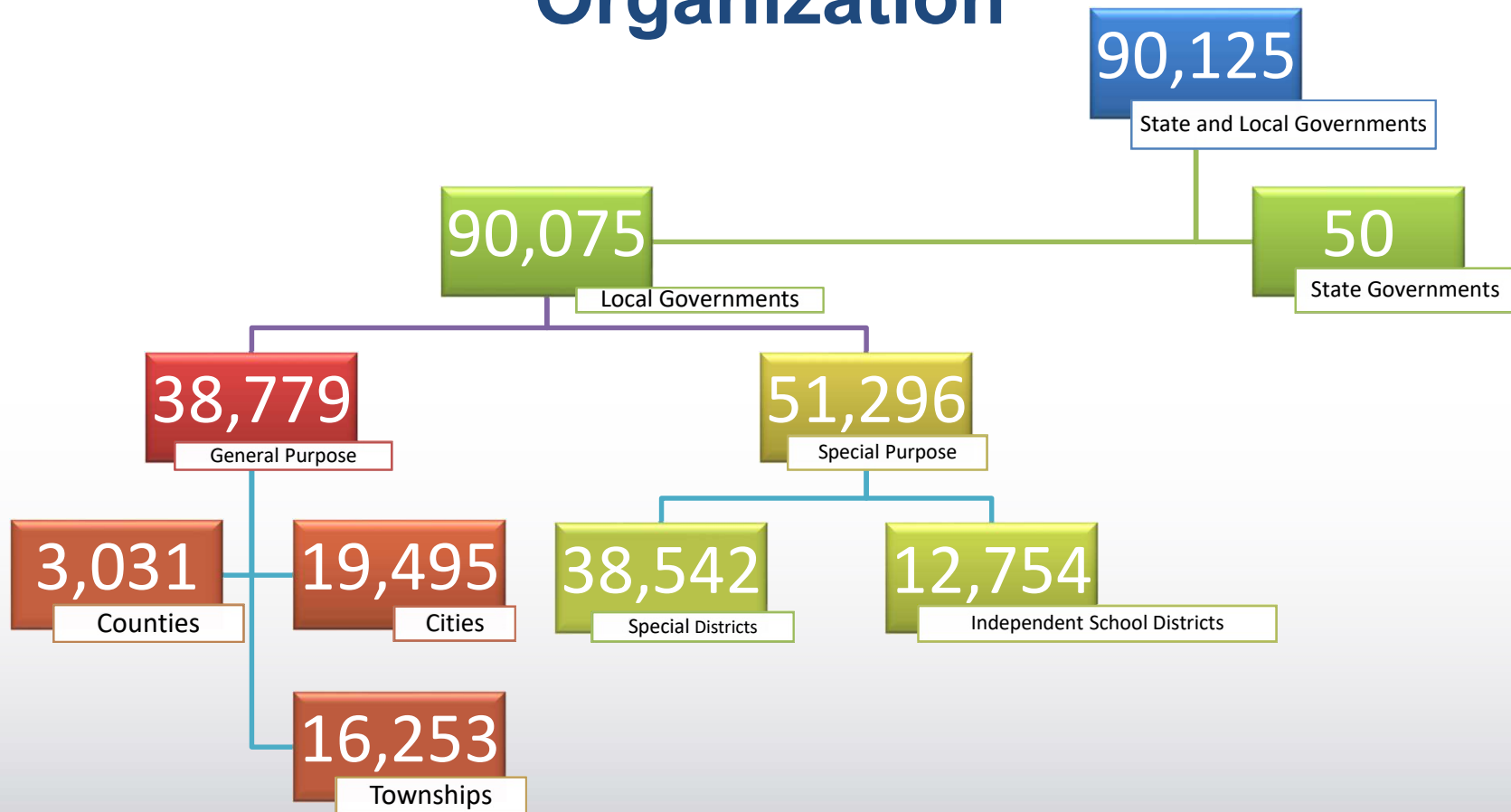
Organization Content

- Address and Contact Information
- Relationships Among Governments and Their Agencies
- Classification Information - e.g., type of government, function(s) of government
- Historical Sampling Information

Organization Data Collection

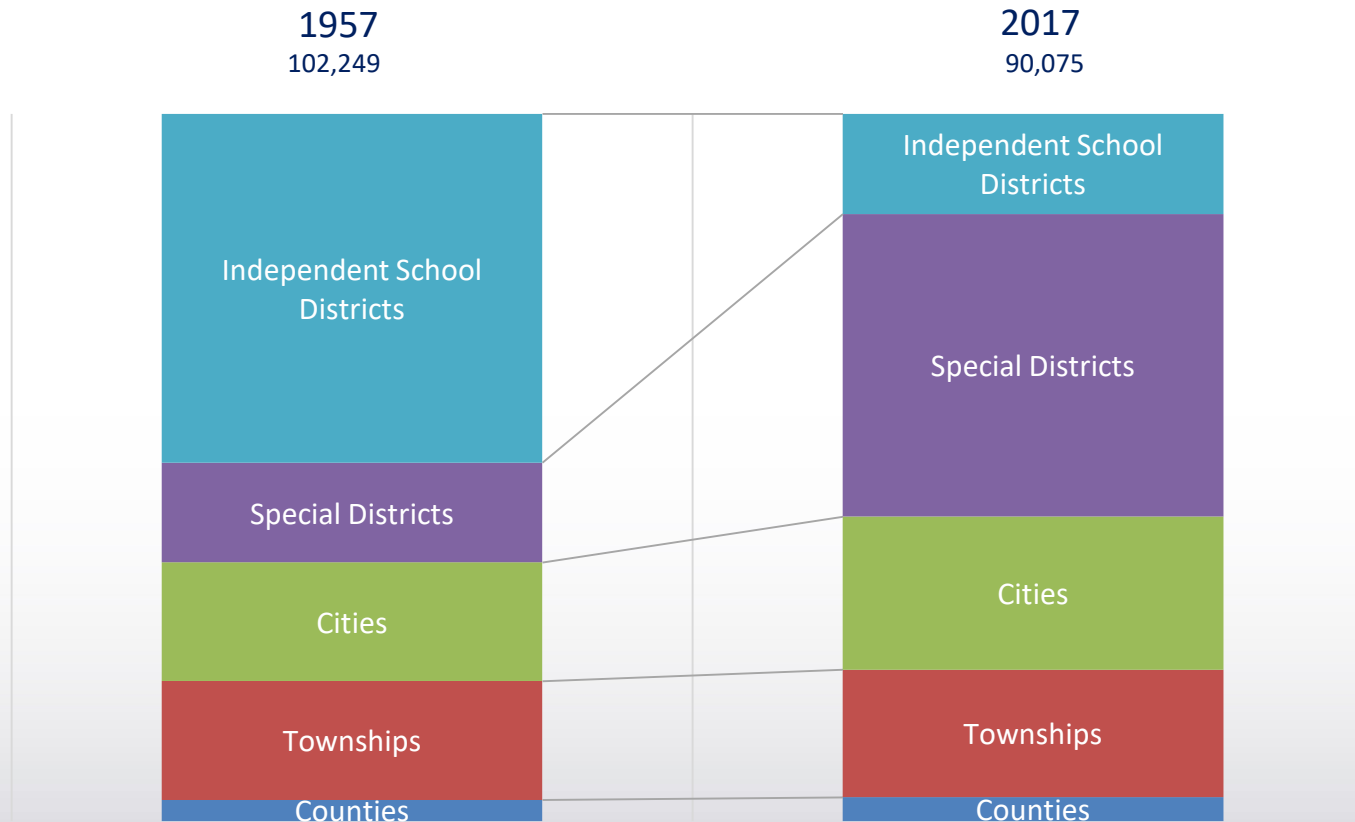
- Legal Research
- Directory Research
- Government Units Survey (GUS)
- Updates to the Universe are Continual and Informed from Existing Operations

2017 Census of Governments: Organization



Composition of Local Governments

The Evolving Picture of our Governments



Source: 1957 & 2017 Census of Governments

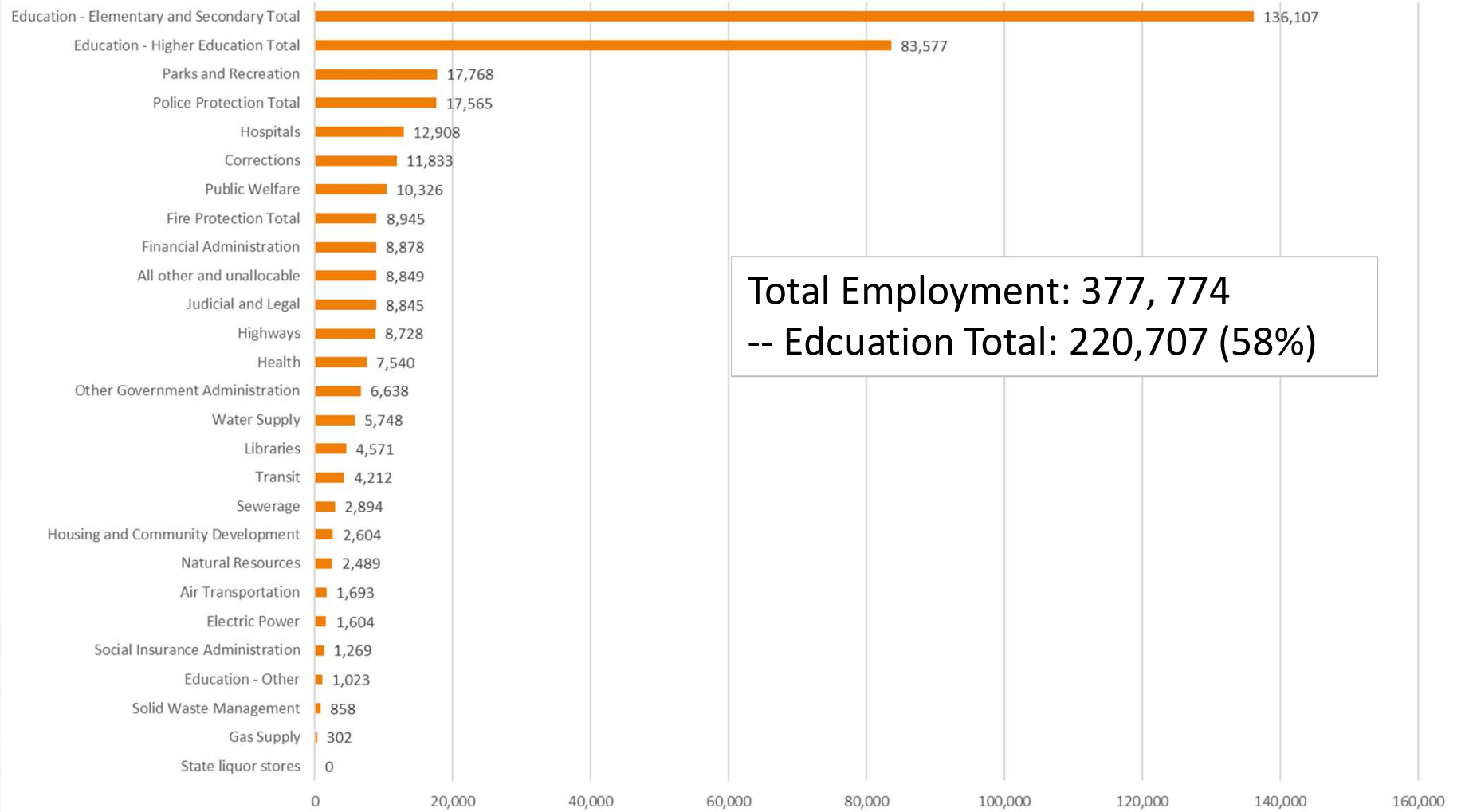
Employment: Content

- Reference Period: Pay-Period Including March 12, 2022
- Full- and Part-Time Employees, Full-Time Equivalent Employees, and Gross Payroll by Governmental Function (e.g., Police Protection, Education, Fire Protection)
- Payroll amounts reflect the month of March

Employment Data Collection

- State Governments – Central Collection
 - Electronic Administrative Record Reporting in 47 States
 - Direct Collection in 3 States – via Internet Reporting Tool
- Local Governments
 - Electronic Administrative Record Reporting by Large Local Governments (e.g., NYC)
 - School District Data Provided Centrally in FL, NC, ND, WA
 - All Other Local Government Data Collected via Internet Reporting Tool

2020 Colorado Employment



Finance Content

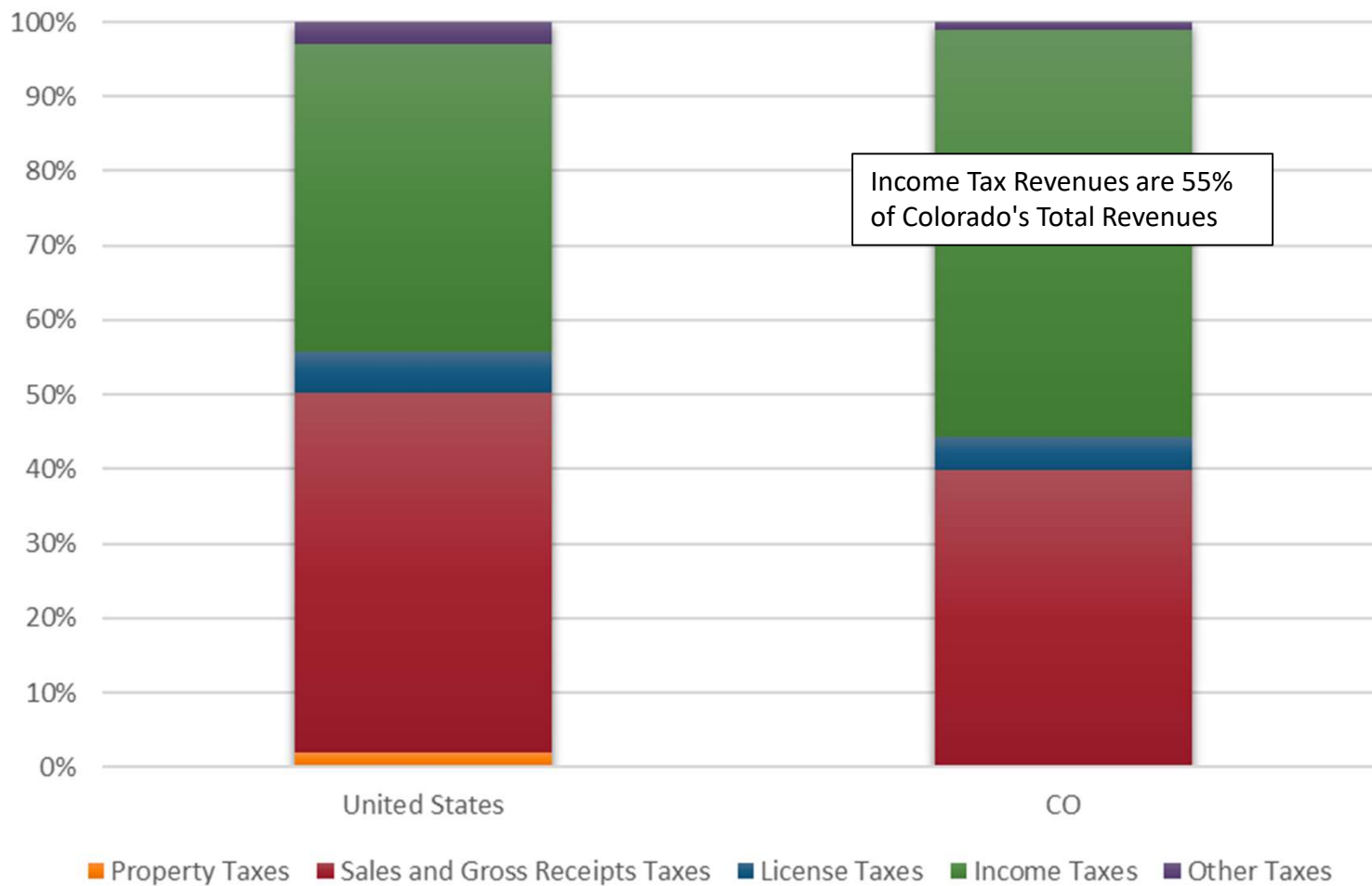
- Reference Period: Fiscal Years Ending Between July 1, 2021 and June 30, 2022 (Fiscal Years Vary by Government)
- Categories of Tabulations:
 - Revenues by Source
 - Expenditures by Function (education vs police protection) and Object (capital vs current expenditure)
 - Indebtedness by Term (less than a year or over one year)
 - Cash and Security Holdings by Purpose (bond fund, sinking fund, all other)
- Tabulations are produced by state and by type of government (state, county, municipality, township, or special district)

Finance

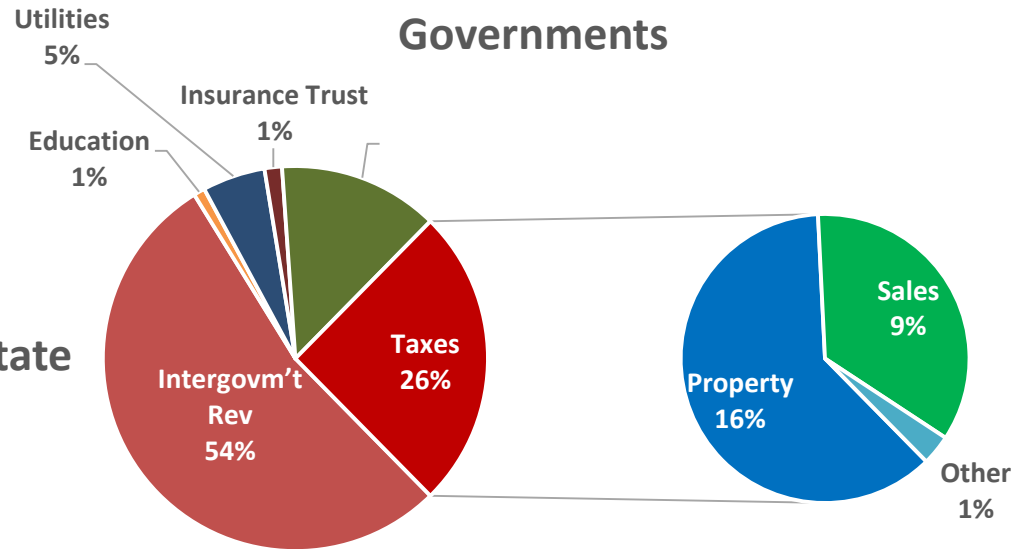
Data Collection

- Compilation from Administrative Records
 - 50 State Governments
 - 48 Large County/City Governments
 - Use of CAFRs for Non-Responding Locals
- Direct Collection
 - Internet Reporting Tool
 - Limited paper questionnaires
- Joint Census Bureau-State Government Data Collection (Central Collection)
 - 27 States

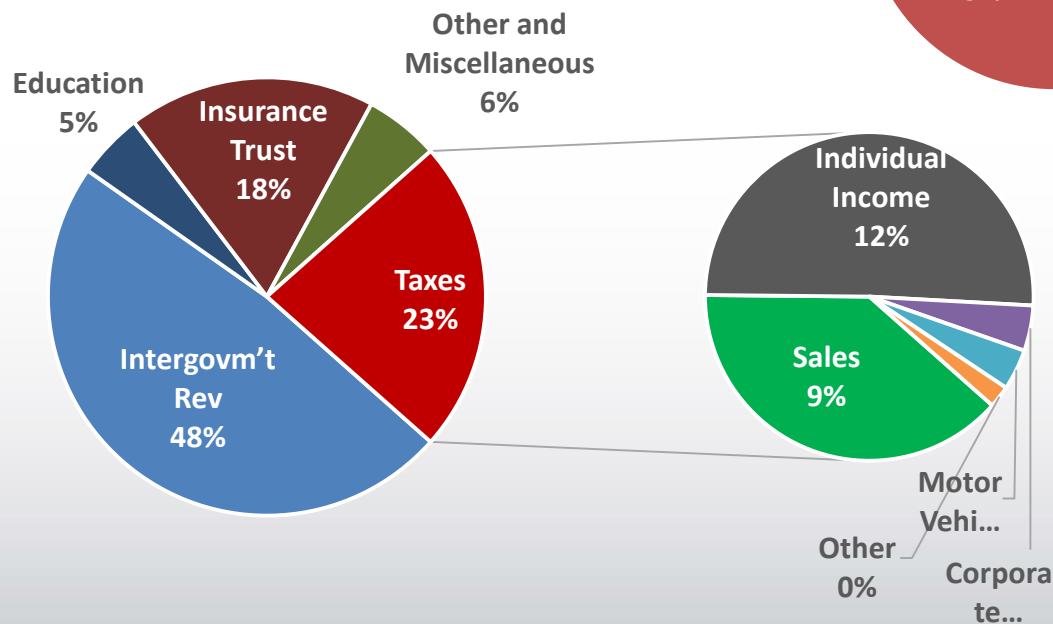
2020 State Tax Collections



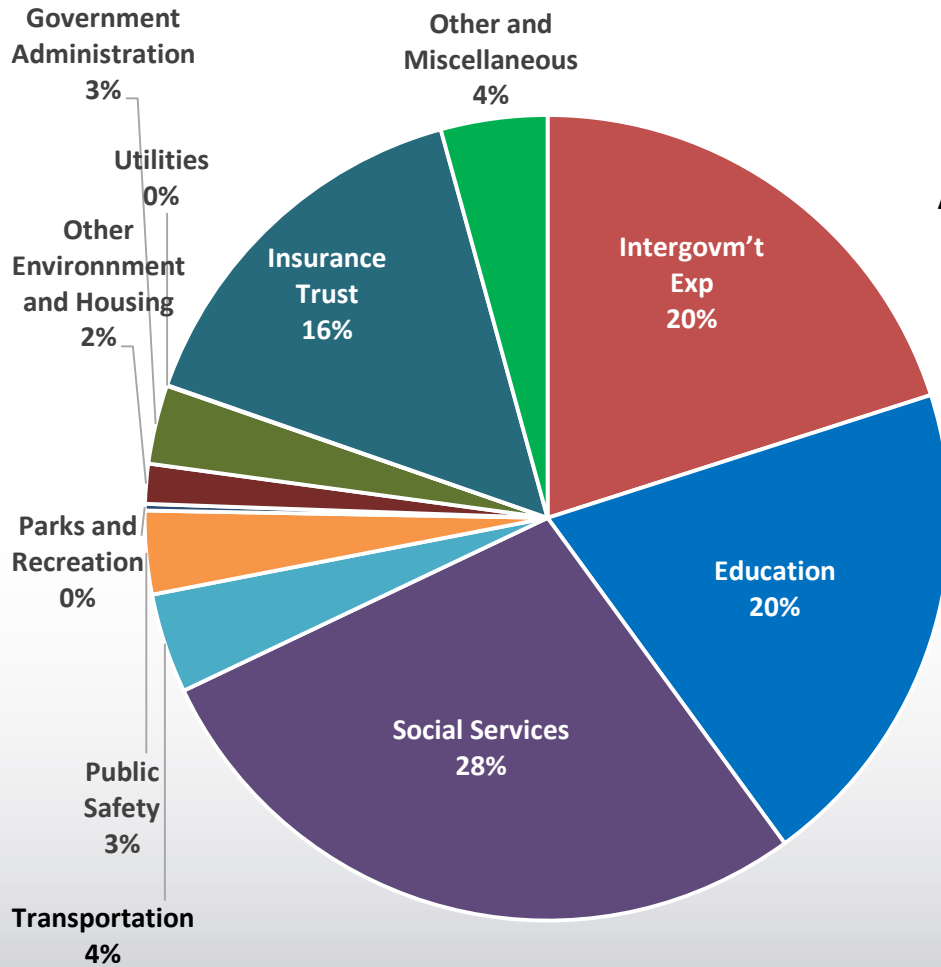
2018 Revenue Sources for Colorado Local Governments



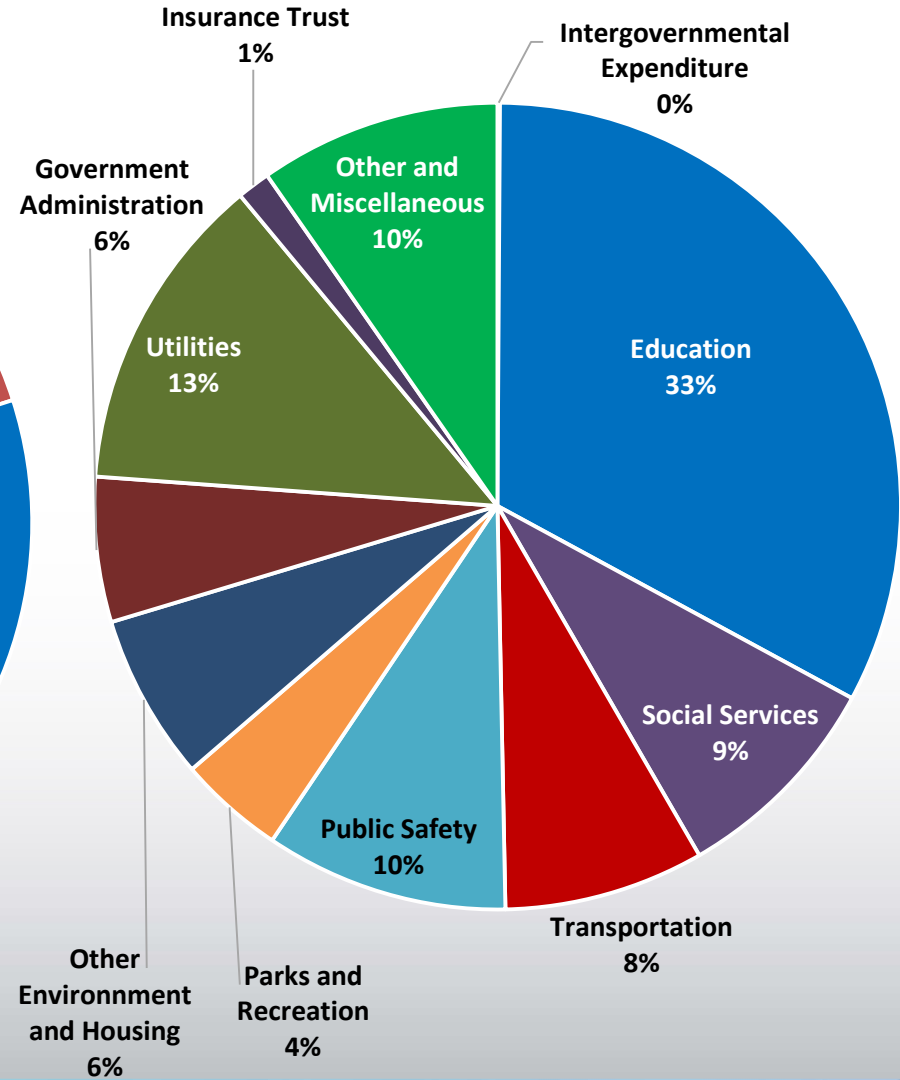
2018 Revenue Sources for Colorado State Government



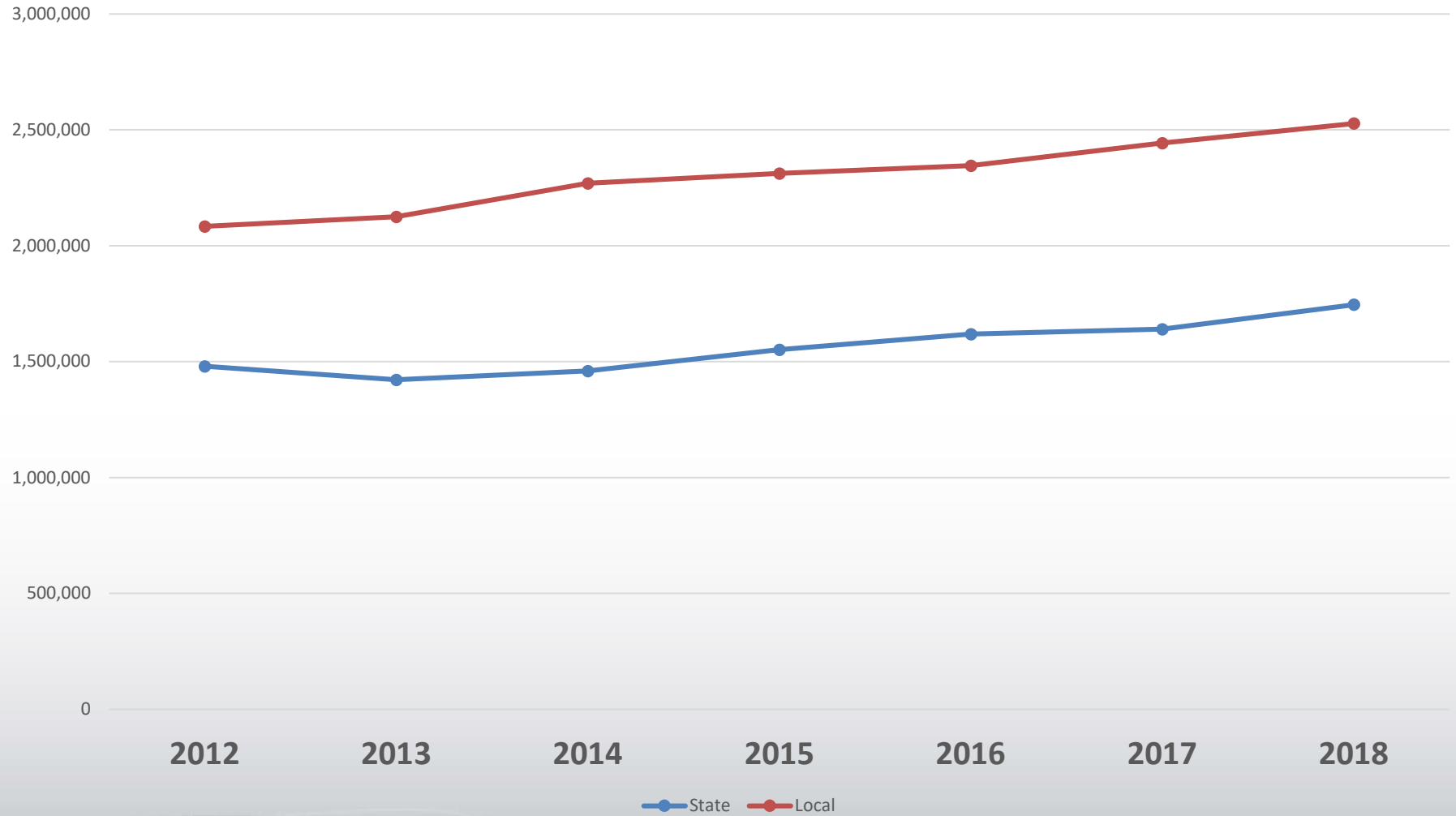
2018 Expenditure by Function for Colorado State Government



2018 Expenditure by Function for Colorado Local Governments

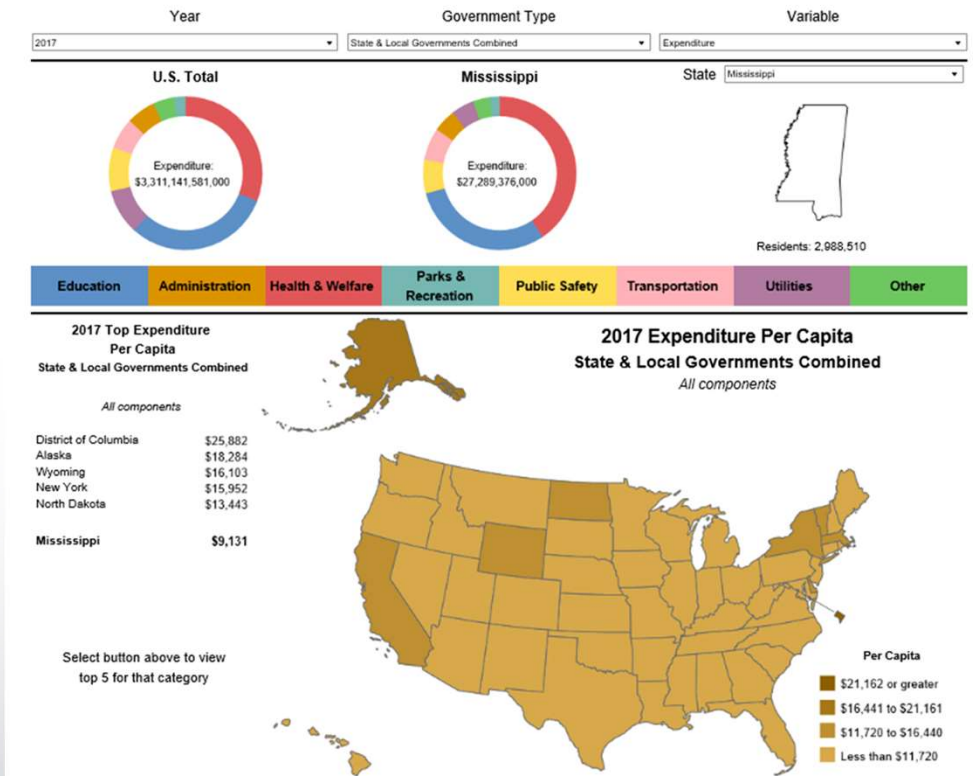


Criminal Justice Expenditure in Colorado: State vs Local



ADDITIONAL REFERENCE MATERIALS

2017 State & Local Governments Combined Expenditure



Link to Census of Governments Website

<https://www.census.gov/programs-surveys/cog.html>

Link to the Snapshot Tool

<https://www.census.gov/library/visualizations/interactive/state-local-snapshot.html>

Webinar on the Snapshot Tool

https://www.census.gov/data/training-workshops/recorded-webinars/listing.html#par_textimage_1007352740

Goals for 2022 Census of Governments

- Reduce Respondent Burden for State and Local Governments
- Improve Data Collection Process
- Improve Operations to Increase Productivity
- Streamline Content to Reflect the Dynamic Public Sector Activity Within the U.S. Economy

2022 Census of Governments High-Level Milestones

Deliverable	Planned Date
Census of Governments - Organization	
<ul style="list-style-type: none"> ▪ Initial Mail ▪ Publication 	<p>February 2021</p> <p>December 2023</p>
Census of Governments – Employment	
<ul style="list-style-type: none"> ▪ Initial Mail ▪ Publication 	<p>March 2022</p> <p>June 2023</p>
Census of Governments – Finance	
<ul style="list-style-type: none"> ▪ Initial Mail ▪ Publication 	<p>Oct. 2022 - Jan. 2023</p> <p>Sept. 2023 - Sept.2024</p>

Summary

- Census public sector economic data can help you better understand your state and local government employment and finances.
- Helping us promote response to the Census of Governments helps ensure the high quality of the data that you need for fiscal decisions.

2022 CENSUS OF GOVERNMENTS

It's Coming Your Way

Raemeka Mayo

Raemeka.M.Mayo@census.gov

Randy Moore

Randy.A.Moore@census.gov