

RAILROAD 101




Colorado Municipal League
June 27, 2023



WORKING WITH THE RAILROADS

- Railroad Overview
- Public Projects
- Economic Development
- Environmental
- HazMat Training & Response
- Community Giving Support

BACKBONE OF U.S. ECONOMY



NATIONAL RAIL NETWORK



COLORADO FREIGHT RAIL SYSTEM

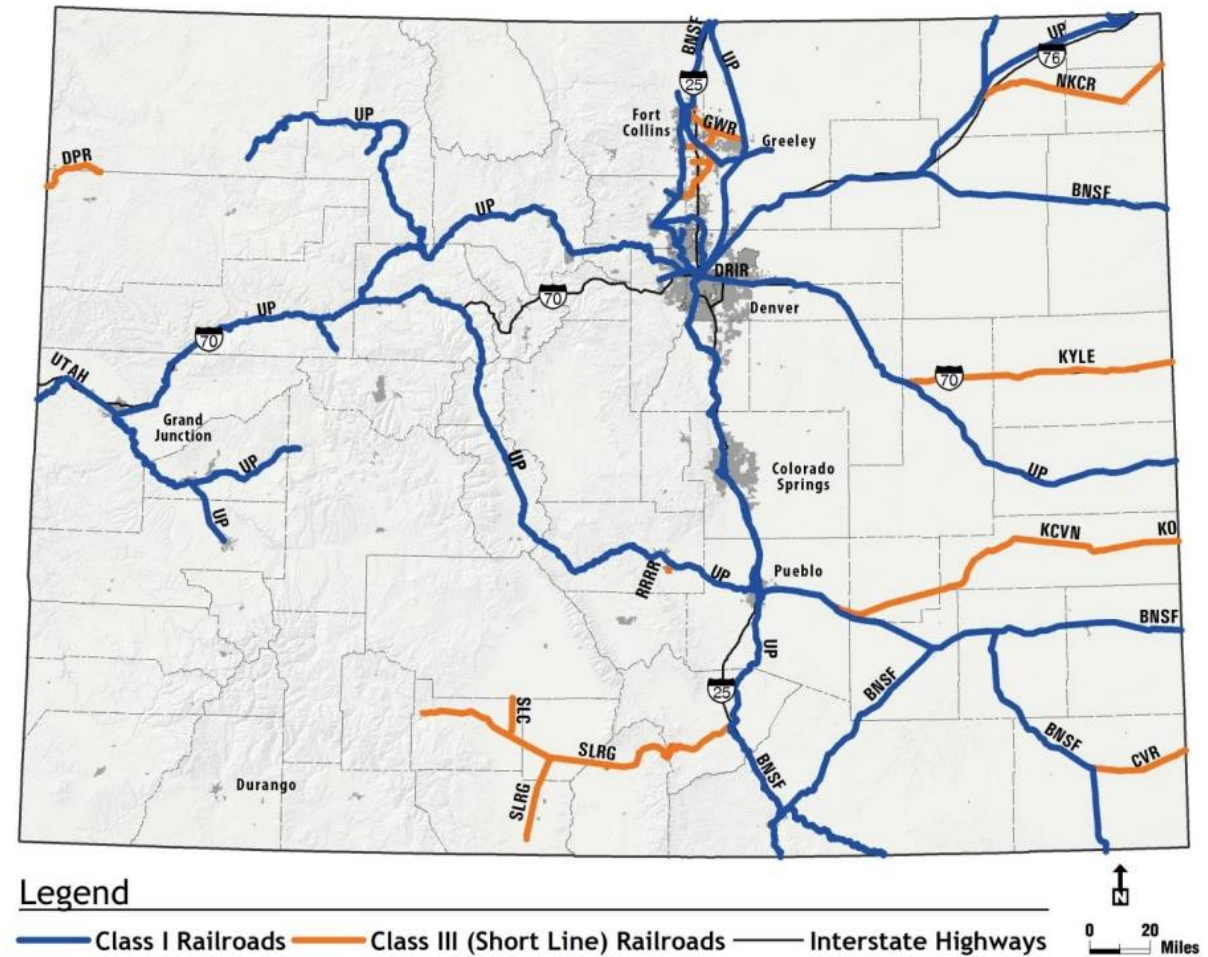
14 Railroads

2,545 Track Miles

15.2 Million Originating Tons
(264,100 Carloads)

27.0 Million Terminating Tons
(397,600 Carloads)

Source: [AAR](#)



Source: [CDOT](#)

COLORADO FREIGHT & PASSENGER RAIL SYSTEM

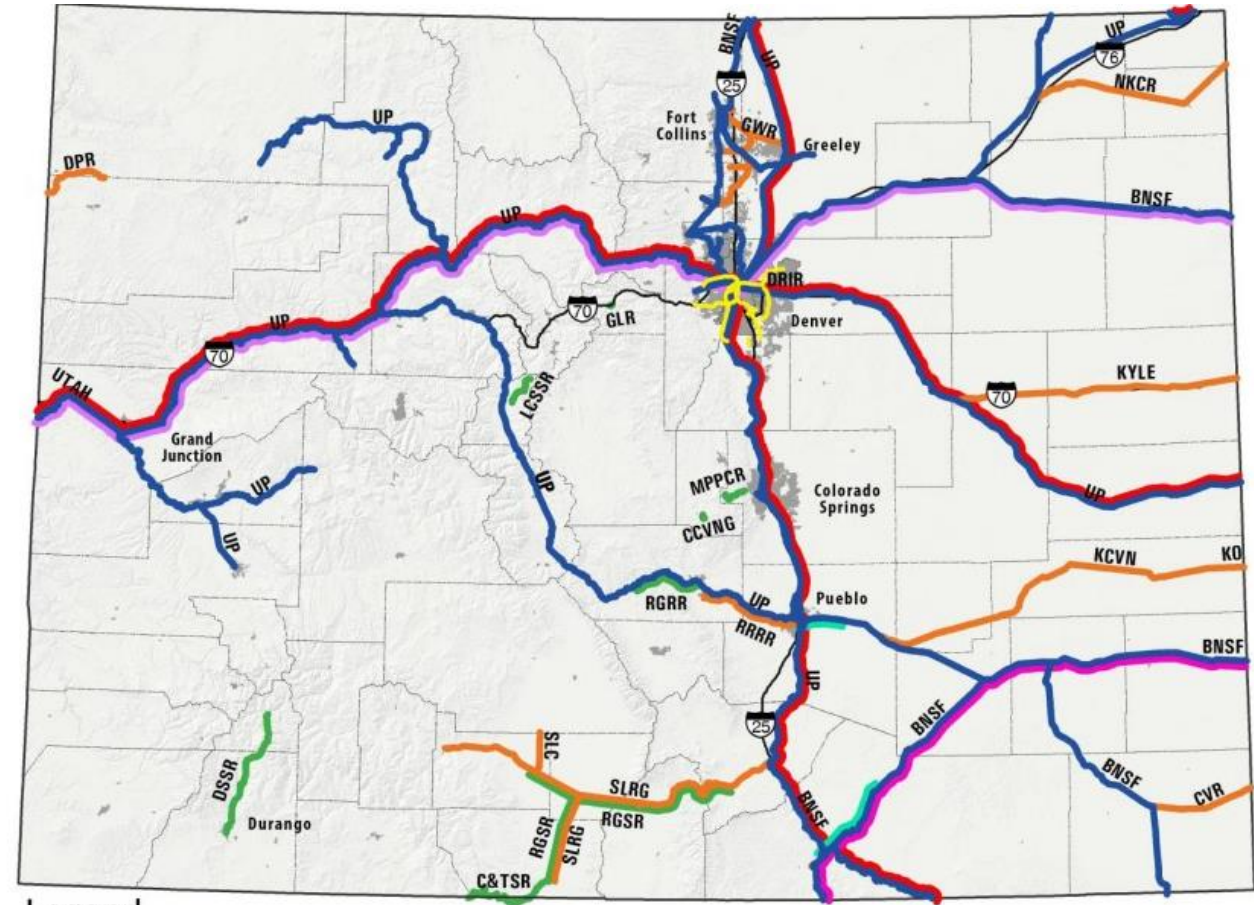
FREIGHT RAILROADS ARE INTEGRATED
INTO

SW Chief Amtrak Service

Front Range Passenger Rail

RTD

CDOT Freight Advisory Council



Legend

- | | | |
|----------------------------------|--------------------------|---------------------|
| Class I Railroads | Scenic Railroads | STRACNET Corridors |
| Class III (Short Line) Railroads | Amtrak California Zephyr | STRACNET Connectors |
| RTD Light Rail and Commuter Rail | Amtrak Southwest Chief | |

Source: [CDOT](https://www.colorado.gov/cdot)

ECONOMIC IMPACT TO COLORADO

Employees: 2,259
26th in the County

Average Employee
Wage & Benefit:
\$137,320


Annual Community
Giving:
\$730,000

Annual Payroll:
\$310.2 M

Railroad Retirees:
8,400

Railroad Retiree
Benefits Paid:
\$233.3 M

Class I Annual
Capital Expenditures:
\$310 M

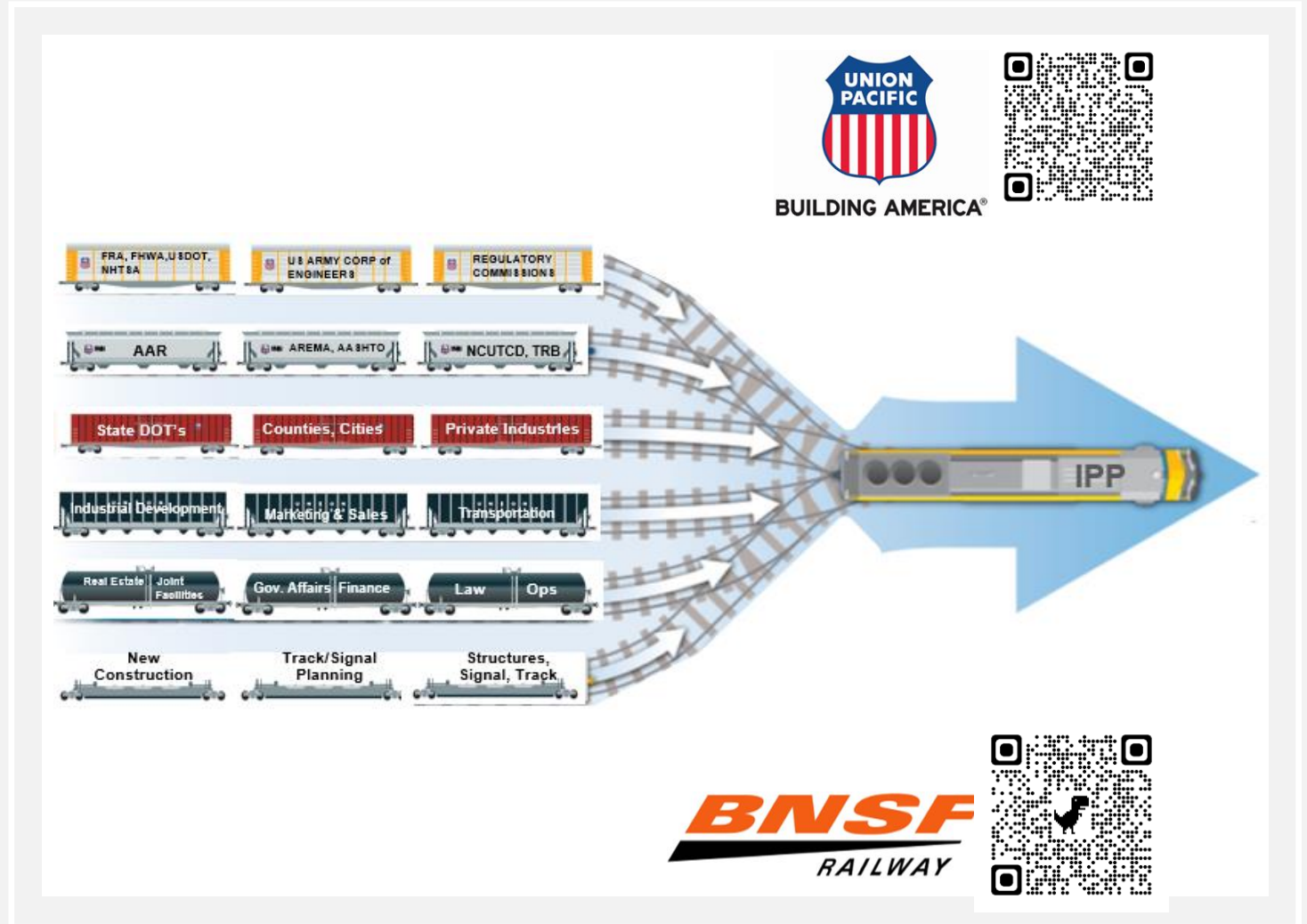


COLORADO RAIL TRAFFIC

- Total Miles of Track: 2,545
 - 25th Ranked State
- Carloads Originated in 2021: 264,100
 - Top Commodities: Coal, Intermodal, Non-Metallic Minerals, Glass & Stone, Waste & Scrap
- Carloads Terminated in 2021: 397,600
 - Top Commodities: Coal, Non-Metallic Minerals, Glass & Stone, Intermodal, Lumber & Wood Products

PUBLIC PROJECTS

- Regulatory/Quiet Zone, Inventory
- Grade Separation
- Signal Projects
- Surface Projects
- Passenger/Commuter
- Proposed Crossings, Leases, Sales w/Crossings
- Public-Private Partnerships
- Floodgates/Floodwalls
- Permitting




Economic & Industrial Development Contacts

Our team of regional experts provides guidance, support and rail project management for establishing rail service on Union Pacific.



ECONOMIC DEVELOPMENT - UNION PACIFIC



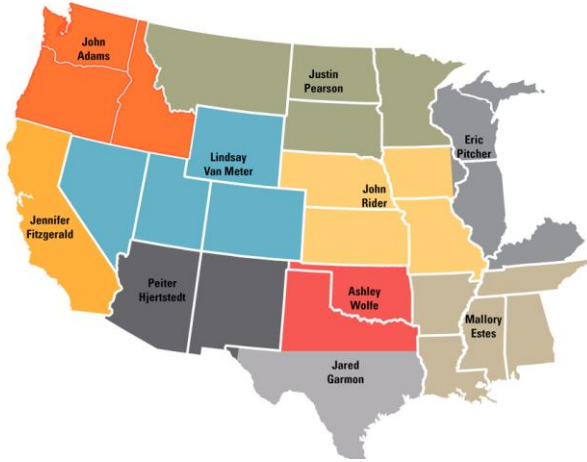
- Existing Site
- Build Site
- Multi-Modal Railport



CONTACT US



Because each project is unique, collaboration with your Economic Development regional manager is essential in determining a plan that fits your exact needs.



ECONOMIC DEVELOPMENT - BNSF

- Build or Expand
- Logistics Parks
- Logistics Centers
- Certified Cites
- Transload Services





ENVIRONMENTAL

Rail moves a ton of freight ~460 miles on a single gallon of fuel

Cuts GHG by 75% vs commercial trucks

Each railcar takes 3-4 trucks off Colorado roads and highways

HAZMAT TRAINING & RESPONSE

[Play Video](#)

There's an App for that!



AskRail®

RAIL IS A SAFE METHOD AND GETTING SAFER

The train
accident rate
is
**down
33%**
since 2000

Employee
injury rate
is
**down
61%**
since 2000

Grade
Crossing
Collision rate
is
**down
39%**
since 2000

RAIL ONLY 5% OF HAZMAT INCIDENTS

RAILROAD INCIDENTS

Source: Bureau of Transportation Statistics



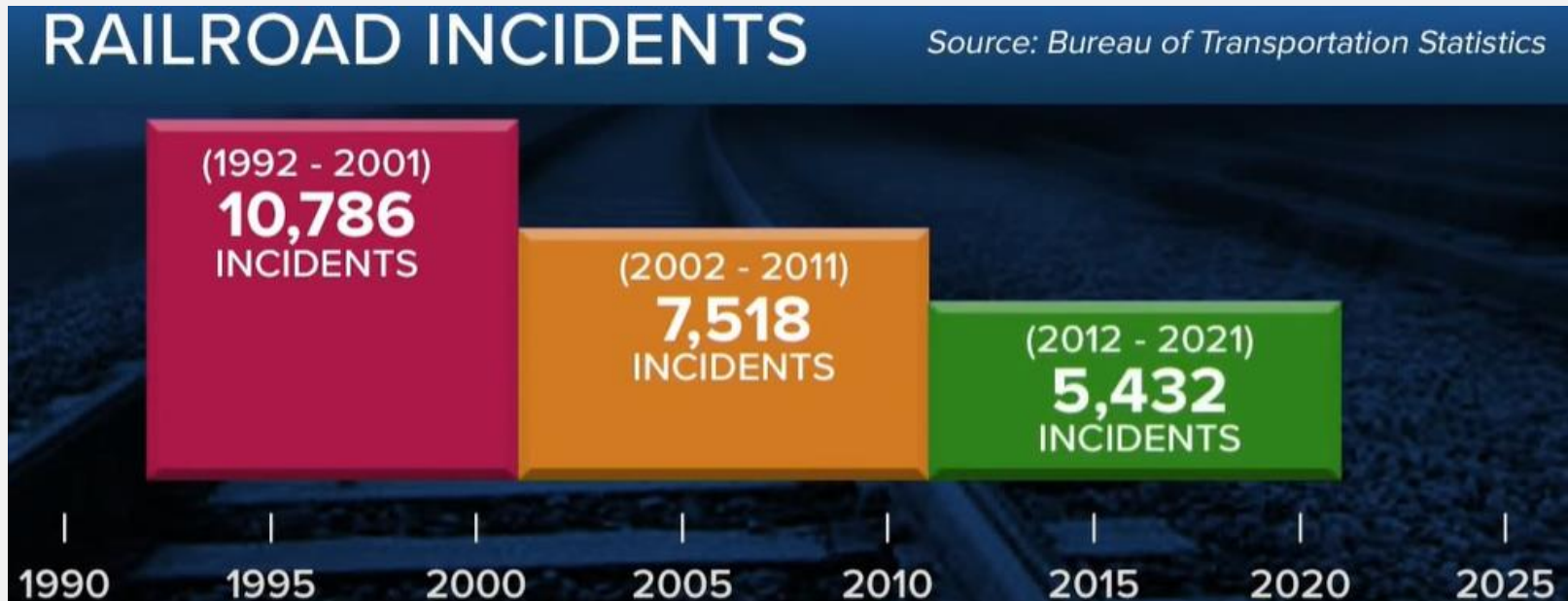
519,100 HAZMAT INCIDENTS

25,955

5% RAIL INCIDENTS


87.6% OF THOSE "HIGHWAY INCIDENTS"

RAIL INCIDENTS DECLINING




LOCAL TRAINING REQUESTS

BNSF



UNION PACIFIC





SUPPORTING COLORADO COMMUNITIES



QUESTIONS



THANK YOU FOR ATTENDING

Please don't forget to rate the session on the CML Conference App

Go to session & click on survey